








Stock Item Denoted by Shaded Background

900 SERIES ABS & STAINLESS STEEL LIQUID-FILLED PRESSURE GAUGE ACCESSORIES

MODEL NO.	15-910	25-900	25-910	25-901	25-911	40-901	40-911
CONNECTION							
Chrome Flange Ring (CFR)	—	—	—	—		—	—
304 SS Polished Flange Ring (SSFR)	—	—	—	—		—	—
Installed 304SS Panel Mount Clamp (SPMC)	—	—	—	—		—	—
Un-Installed 304SS Panel Mount Clamp (25-459-1-SS-PMC)	—	—	—	—		—	—
Installed Steel Panel Mount Clamp (PMC)	—	—		—		—	—
Un-Installed Steel Panel Mount Clamp (25-910-PMC, 25-459-1-PMC)	—	—		—		—	—
SS Bezel w/U-Clamp (SSBU)	—	—	—	—	—	—	
Adjustable Pointer (AP)	—	—	—	—	—		
Safety Glass Lens (SG)	—	—	—				
Black Front Flange (BLFF)	—	—		—	—	—	—
304 SS Front Flange (SSFF)	—	—	—	—			
304 SS Rear Flange (SSRF)	—	—	—	—	—		
Maximum Indicating Pointer (MIP)	—	—	—	**	**		
Red Set Pointer (SP)	—	—	—			—	—
SAE J1926-3:7/16-20 Adjustable Connection (SST)**	—						
Laser Marking (LM)							
Stainless Steel Tagging (ST)							
Orifice - Brass Press Fit 0.3mm (BP3)							
Orifice - Brass Threaded 0.5mm (BT5)						—	—
Orifice - Brass Threaded 0.8mm (BT8)	—	—	—	—	—		

STANDARD ORIFICE FOR 900 SERIES GAUGE IS 0.3 mm PRESS FIT.

* Includes FKM o-ring

** For ranges 60 psi and above

† See Gauge pricing for available stock ranges