





Stock Item Denoted by Shaded Background

600/700 SERIES PROCESS GAUGE ACCESSORIES

MODEL NO.	DRY		LIQUID FILLED	
	45-640	45-740	45-660	45-760
CONNECTION				
Safety Glass Lens (SG)				
Glass Lens (GL)				
Maximum Indicating Pointer (MIP)				
Uninstalled Black Panel Mount Ring (BPMR)				
Uninstalled Chrome Panel Mount Ring (CPMR)				
Overload Stop (OS)				
Laser Marking (LM)				
Stainless Steel Tagging (ST)				
Orifice - Brass Press Fit 0.3mm (BP3)		—		—
Orifice - Brass Threaded 0.8mm (BT8)		—		—
Orifice - 316SS Threaded 0.8mm (ST8)	—		—	

STANDARD ORIFICE FOR 600/700 SERIES GAUGE IS 0.8 mm THREADED.