





**Stock Item Denoted by Shaded Background**

## 200 SERIES LOW PRESSURE DIAPHRAGM GAUGE ACCESSORIES

MODEL NO.	25-200	25-210	25-224	40-200
CONNECTION				
Black Rear Flange (BLRF)		—	—	—
304SS Rear Flange (SSRF)	—	—	—	
Black Front Flange (BLFF)			—	
304SS Front Flange (SSFF)	—	—	—	
Chrome Front Flange (CFF)			—	—
Stainless Steel Case (SSC)			—	
Glass Lens (GL)*			—	
Safety Glass Lens (SG)*			—	
Plexiglass Lens (PL)			—	
Recalibrator Lens (RL)			—	—
Red Set Pointer (SP)				
Maximum Indicating Pointer (MIP)				
SS Bezel w/U-Clamp (SSBU)	—		—	—
Black Bezel w/U-Clamp (BBU)	—		—	—
Black Cover Ring (BCR)			—	—
Stainless Steel Cover Ring (SSCR)			—	
Chrome Cover Ring (CCR)			—	—
Laser Marking (LM)				
Stainless Steel Tagging (ST)				
Orifice - Brass Press Fit 0.3mm (BP3)	—			
Orifice - Brass Threaded 0.3mm (BT3)				

**STANDARD ORIFICE FOR 200 SERIES GAUGE IS 0.3 mm THREADED.**

\* A steel, stainless or chrome cover ring must be additionally ordered when lenses other than plexiglass are utilized on all 200 Series models.