












Dial Indicating Pressure Gauges Accessories Stock Lists

Stock Item Denoted by Shaded Background

100 SERIES STANDARD PRESSURE GAUGE ACCESSORIES

MODEL NO.	15-100	15-110	15-120	20-100	20-110	20-120	20-148	25-100	25-110	25-120	40-100
CONNECTION											
Installed Panel Mount Clamp (PMC)	—		STD	—			—	—			—
Uninstalled Panel Mount Clamp (PMC) 15-110 PMC, 20-110 PMC, 25-110-PMC	—		STD	—			—	—			—
Polished Stainless Steel Bezel (SSB)	—			—			—	—			—
Black Rear Flange (BLRF)	—	—	—	—	—	—	—		—	—	
Black Front Flange (BLFF) - ABS Case	—		—	—		—	—	—		—	—
Chrome Front Flange (CFF) - ABS Case	—		—	—		—	—	—		—	—
Black Front Flange (SBFF) - Steel Case	C	—	—	C	C	—	—			—	
Chrome Front Flange (SCFF) - Steel Case	C		—	C	C	—	—			—	
Black Steel Case (BSC)	C		STD	C	C	—	—			—	
Stainless Steel Case (SSC)	C		—	C	C	—	—			—	—
Chrome Case (CRC)	C		—	C	C	—	—			—	—
Flat Sided ABS Case (FAC)	—		—	—		—	—	—		—	—
Black Cover Ring (BCR)**	C		—	C	C	—	—			—	
Stainless Steel Cover Ring (SSCR)**	C		—	C	C	—	—			—	—
Chrome Cover Ring (CCR)**	C		—	C	C	—	—			—	
Chrome Adaptor Ring (CAR)	—			—			—	—			—
Glass Lens (GL)*	C			C			—				
Lexan Lens (LL)*	—	—	—	—	—	—	—			—	—
Safety Glass Lens (SG)*	—	—	—	—	—	—	—			—	
Homalite Lens (HL)*	—	—		—	—		—	—	—		—
Red Set Pointer (SP)**		C	C			C				C	—
Maximum Indicating Pointer (MIP)	—	—	—	—	—	—	—	C	C	C	—
Silicone Dampened Movement (SDM)	C	C	C	C	C	C	C	C	C	C	C
Laser Marking (LM)											
Stainless Steel Tagging (ST)											
Orifice - Brass Press Fit Sintered (20 Micron) (CPO)											
Orifice - Brass Press Fit 0.1mm (BP1)											
Orifice - Brass Press Fit 0.3mm (BP3)											
Orifice - Brass Press Fit 0.8mm (BP8)											

STANDARD ORIFICE FOR 100 SERIES GAUGE IS 0.3 mm PRESS FIT.

* NOTE: A Steel, Stainless or Chrome Case & Cover Ring must be additionally ordered when Lenses other than acrylic are utilized on all 100 Series Models

** NOTE: Only 110 Models require a Steel, Stainless or Chrome Case & Cover Ring to be additionally ordered when utilizing a Set Pointer or Cover Ring.

Please Consult Factory when a Set Pointer is to be utilized on a 120 Model

C = Consult Factory for Price and Availability

N/C = No Charge (Consult Factory for Availability and Minimum Quantity)

STD = Standard Stock Model Specification

— = Currently not available

Consult Factory for additional Non-Stock and Special Accessory availability.